

**Measuring and Celebrating Success  
LLO Conference 2014**

**Earn Digital Badges to Share on Social Media  
Workshop 15 Presenter: Nancy Friday**

Total Number of Participants:		<i>19 (18 completed evaluations)</i>
Stream	Anglophone	8
	Native	-
	Other	-
	Did not indicate	10
Total Number willing to be contacted in the future about the impact of knowledge gained		7

**1. MEASURING REACTION**

Item	Poor	Fair	Good	Excellent	No reply
Presenter's knowledge of the topic	-	1	2	15	-
Content of the workshop	-	2	4	12	-
Presentation Style	-	1	4	13	-
Handouts	1	1	5	11	-
Group participation	1	3	4	10	-
This workshop was worth my time	1	1	2	14	-

**2. MEASURING LEARNING**

Item	Poor	Fair	Good	Excellent	No reply
My understanding of the subject BEFORE workshop	10	3	1	4	-
My understanding of the subject AFTER workshop	1	2	7	8	-

13/18 (over 72%) of participants have greater understanding of topic after taking workshop.

My goals were met.	1	1	5	11	-
I have learned new skills and/or knowledge.	1	1	4	12	-
I have changed my attitude about this subject.	1	1	4	12	-

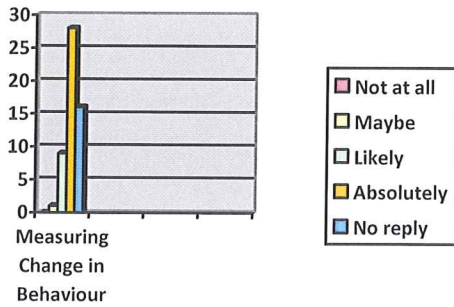
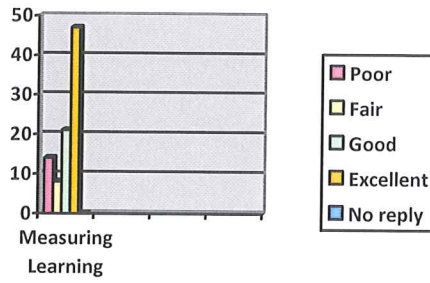
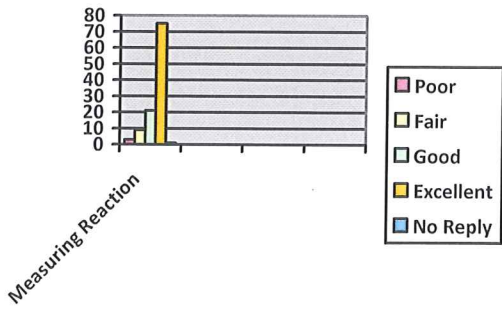
**3. MEASURING CHANGE IN BEHAVIOUR**

*This section does not have to be filled out by learners.*

Item	Not at all	Maybe	Likely	Absolutely	No reply
I plan on putting this learning to use.	-	1	5	6	6
I am able to share the new knowledge/skills I have learned.	-	2	4	6	6
If possible, I will integrate what I have learned into my program delivery within the next 6 months.	-	1	5	6	6

12/18 (over 66%) plan to incorporate what they learned into their work.

# Measuring and Celebrating Success LLO Conference 2014



Comments:

- ✚ Not enough time. Pre-registration should have been stated, student emails in place.