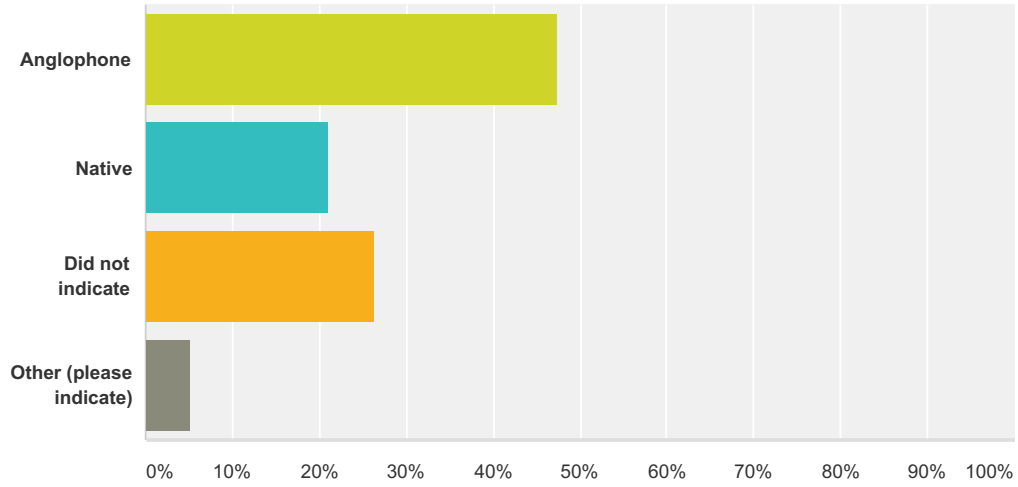


Q1 Stream:

Answered: 19 Skipped: 0

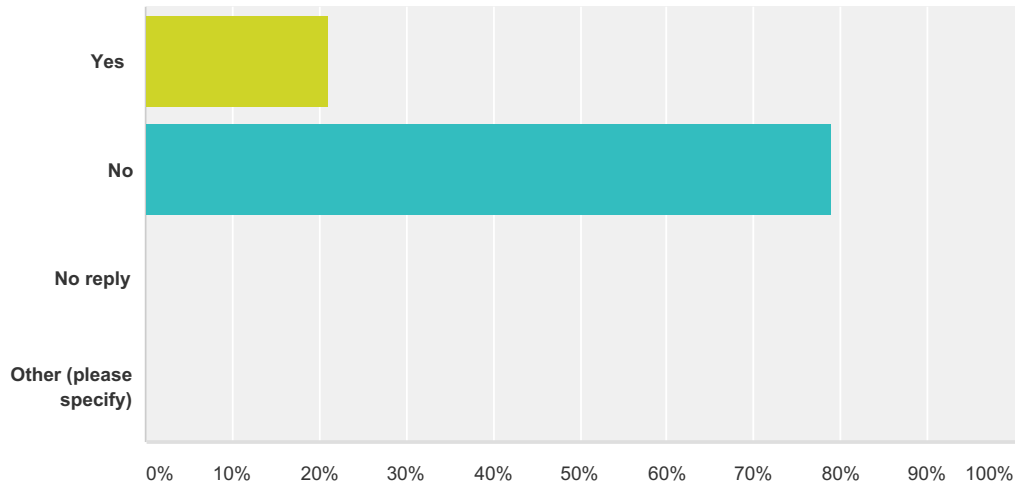


Answer Choices	Responses
Anglophone	47.37% 9
Native	21.05% 4
Did not indicate	26.32% 5
Other (please indicate)	5.26% 1
Total	19

#	Other (please indicate)	Date
1	Deaf	6/23/2016 12:12 PM

Q2 Literacy Student

Answered: 19 Skipped: 0

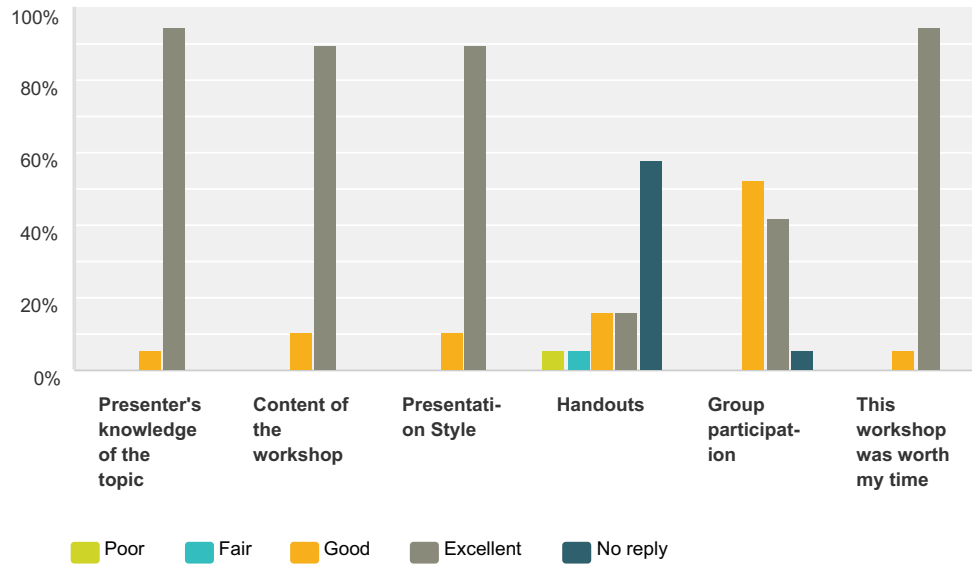


Answer Choices	Responses
Yes	21.05% 4
No	78.95% 15
No reply	0.00% 0
Other (please specify)	0.00% 0
Total	19

#	Other (please specify)	Date
	There are no responses.	

Q3 Measuring Reaction

Answered: 19 Skipped: 0



	Poor	Fair	Good	Excellent	No reply	Total
Presenter's knowledge of the topic	0.00% 0	0.00% 0	5.26% 1	94.74% 18	0.00% 0	19
Content of the workshop	0.00% 0	0.00% 0	10.53% 2	89.47% 17	0.00% 0	19
Presentation Style	0.00% 0	0.00% 0	10.53% 2	89.47% 17	0.00% 0	19
Handouts	5.26% 1	5.26% 1	15.79% 3	15.79% 3	57.89% 11	19
Group participation	0.00% 0	0.00% 0	52.63% 10	42.11% 8	5.26% 1	19
This workshop was worth my time	0.00% 0	0.00% 0	5.26% 1	94.74% 18	0.00% 0	19

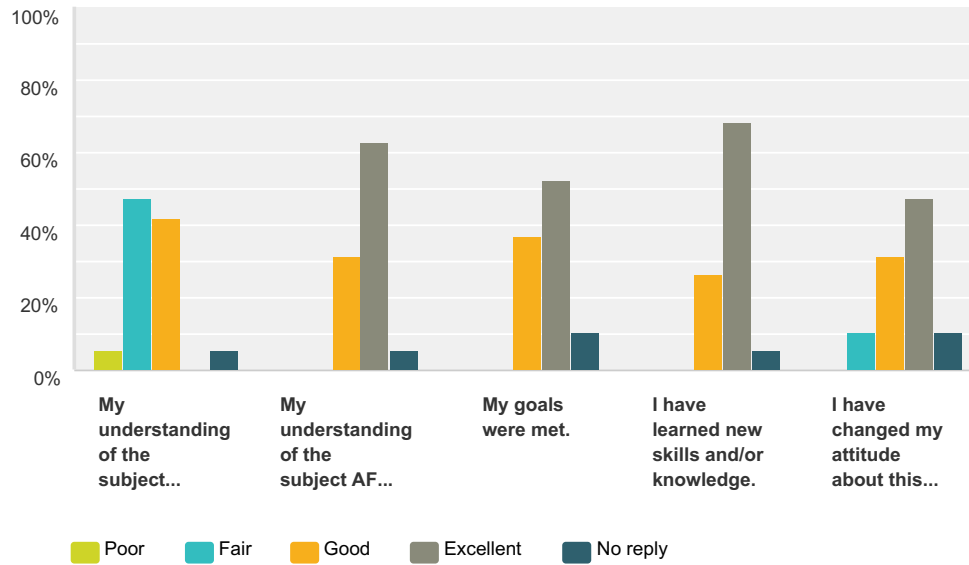
Q4 Do you have any other comments, questions, or concerns?

Answered: 2 Skipped: 17

#	Responses	Date
1	Very practical experience. Presentation needed cleaner titles. I would like to have the presentation, even beforehand. Almost too much group participation (people interrupting).	6/23/2016 12:15 PM
2	Too much group participation!	6/23/2016 12:11 PM

Q5 Measuring Learning

Answered: 19 Skipped: 0



	Poor	Fair	Good	Excellent	No reply	Total
My understanding of the subject BEFORE the workshop.	5.26% 1	47.37% 9	42.11% 8	0.00% 0	5.26% 1	19
My understanding of the subject AFTER the workshop.	0.00% 0	0.00% 0	31.58% 6	63.16% 12	5.26% 1	19
My goals were met.	0.00% 0	0.00% 0	36.84% 7	52.63% 10	10.53% 2	19
I have learned new skills and/or knowledge.	0.00% 0	0.00% 0	26.32% 5	68.42% 13	5.26% 1	19
I have changed my attitude about this subject.	0.00% 0	10.53% 2	31.58% 6	47.37% 9	10.53% 2	19

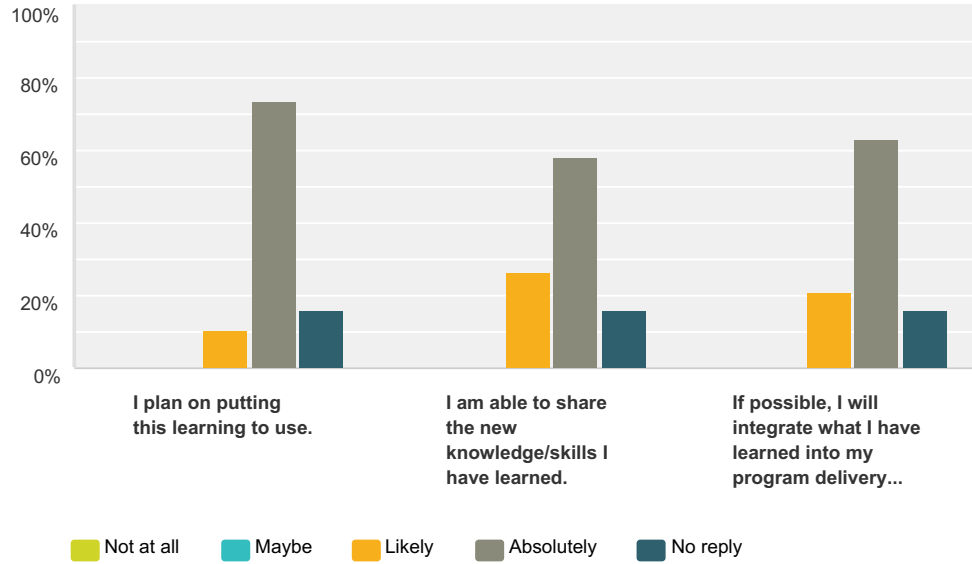
Q6 Do you have any other comments, questions, or concerns?

Answered: 0 Skipped: 19

#	Responses	Date
	There are no responses.	

Q7 Measuring Change in Behaviour(This section does not have to be filled out by Learners)

Answered: 19 Skipped: 0



	Not at all	Maybe	Likely	Absolutely	No reply	Total
I plan on putting this learning to use.	0.00% 0	0.00% 0	10.53% 2	73.68% 14	15.79% 3	19
I am able to share the new knowledge/skills I have learned.	0.00% 0	0.00% 0	26.32% 5	57.89% 11	15.79% 3	19
If possible, I will integrate what I have learned into my program delivery within the next 6 months.	0.00% 0	0.00% 0	21.05% 4	63.16% 12	15.79% 3	19

Q8 Do you have any other comments, questions, or concerns?

Answered: 0 Skipped: 19

#	Responses	Date
	There are no responses.	

Q9 General Comments or Suggestions

Answered: 0 Skipped: 19

#	Responses	Date
	There are no responses.	