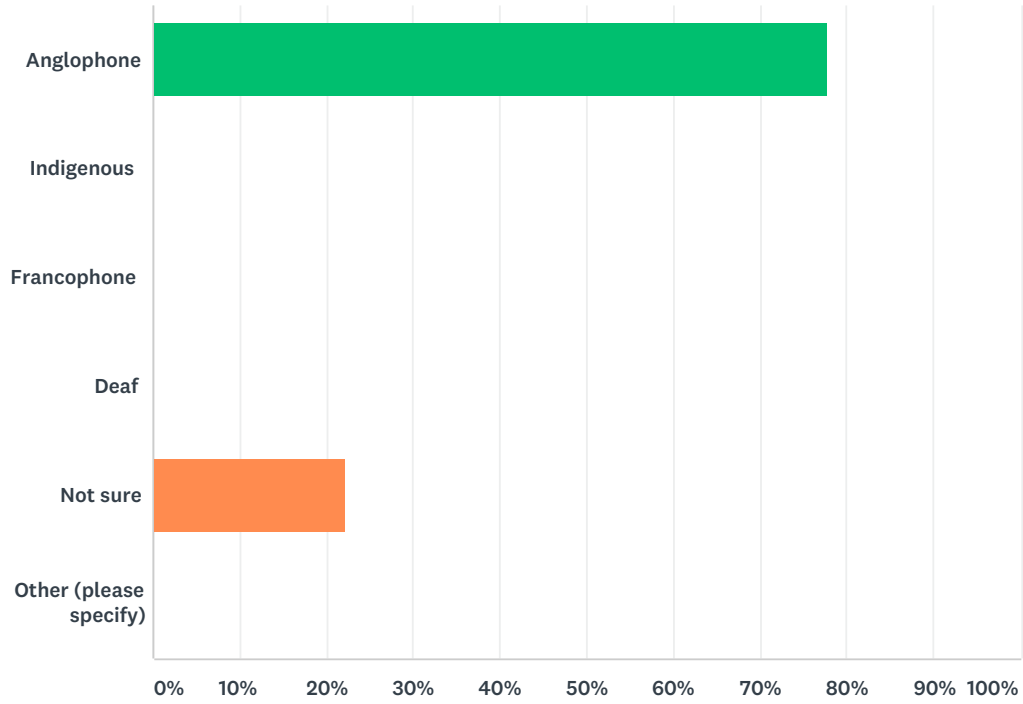


Q1 Stream:

Answered: 9 Skipped: 0

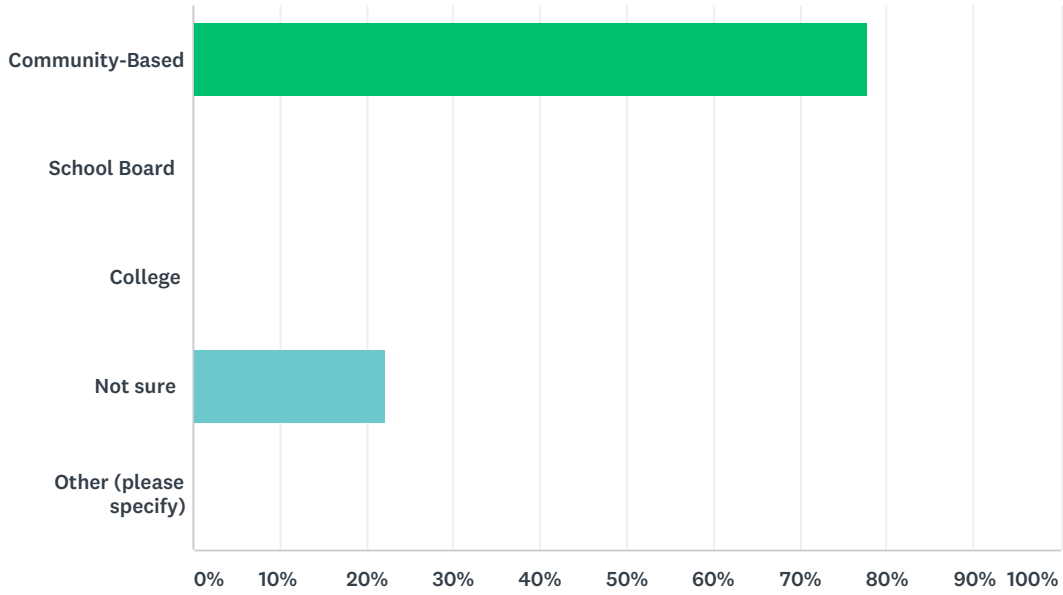


ANSWER CHOICES	RESPONSES
Anglophone	77.78% 7
Indigenous	0.00% 0
Francophone	0.00% 0
Deaf	0.00% 0
Not sure	22.22% 2
Other (please specify)	0.00% 0
TOTAL	9

#	OTHER (PLEASE SPECIFY)	DATE
	There are no responses.	

Q2 Sector:

Answered: 9 Skipped: 0

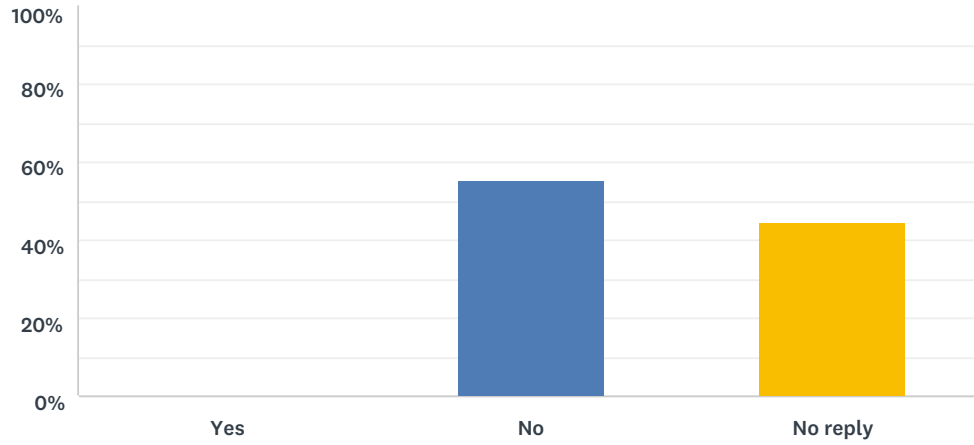


ANSWER CHOICES	RESPONSES
Community-Based	77.78% 7
School Board	0.00% 0
College	0.00% 0
Not sure	22.22% 2
Other (please specify)	0.00% 0
TOTAL	9

#	OTHER (PLEASE SPECIFY)	DATE
	There are no responses.	

Q3 Literacy Student

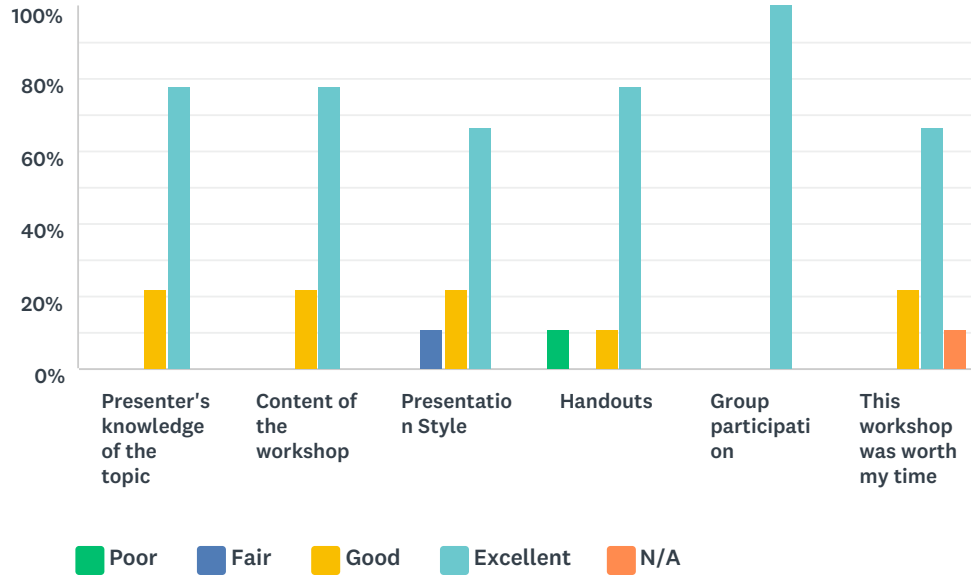
Answered: 9 Skipped: 0



ANSWER CHOICES	RESPONSES	
Yes	0.00%	0
No	55.56%	5
No reply	44.44%	4
TOTAL		9

Q4 Measuring Reaction

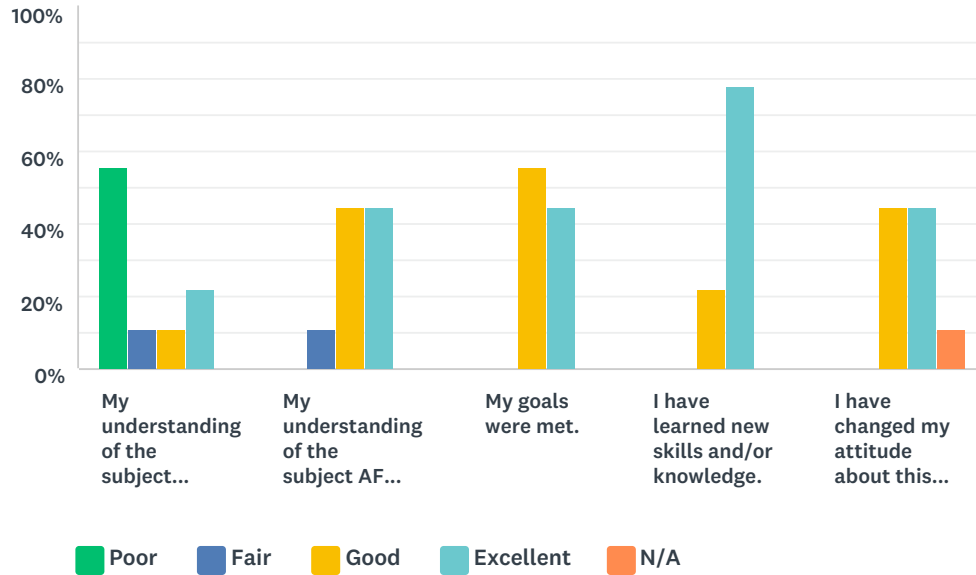
Answered: 9 Skipped: 0



	POOR	FAIR	GOOD	EXCELLENT	N/A	TOTAL
Presenter's knowledge of the topic	0.00% 0	0.00% 0	22.22% 2	77.78% 7	0.00% 0	9
Content of the workshop	0.00% 0	0.00% 0	22.22% 2	77.78% 7	0.00% 0	9
Presentation Style	0.00% 0	11.11% 1	22.22% 2	66.67% 6	0.00% 0	9
Handouts	11.11% 1	0.00% 0	11.11% 1	77.78% 7	0.00% 0	9
Group participation	0.00% 0	0.00% 0	0.00% 0	100.00% 9	0.00% 0	9
This workshop was worth my time	0.00% 0	0.00% 0	22.22% 2	66.67% 6	11.11% 1	9

Q5 Measuring Learning

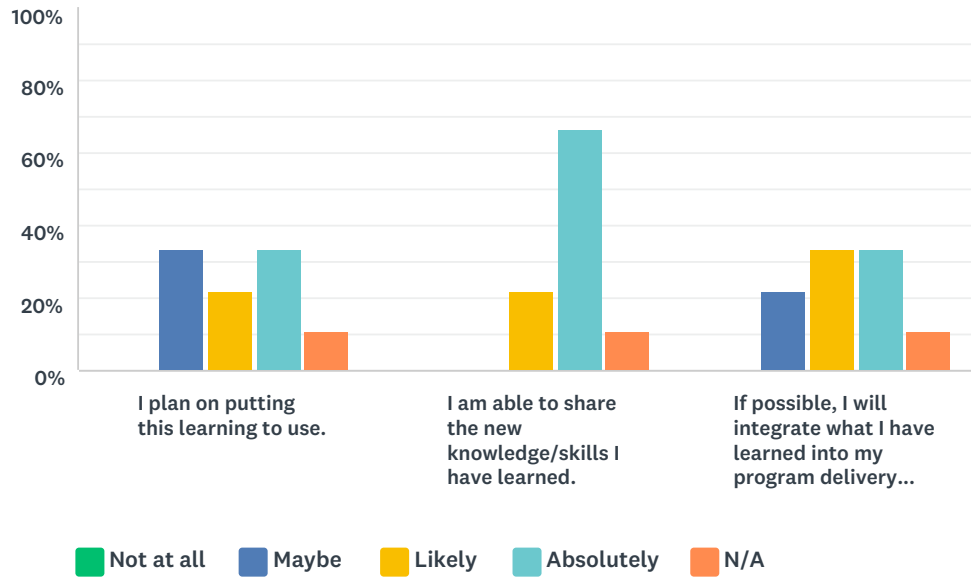
Answered: 9 Skipped: 0



	POOR	FAIR	GOOD	EXCELLENT	N/A	TOTAL
My understanding of the subject BEFORE the workshop.	55.56% 5	11.11% 1	11.11% 1	22.22% 2	0.00% 0	9
My understanding of the subject AFTER the workshop.	0.00% 0	11.11% 1	44.44% 4	44.44% 4	0.00% 0	9
My goals were met.	0.00% 0	0.00% 0	55.56% 5	44.44% 4	0.00% 0	9
I have learned new skills and/or knowledge.	0.00% 0	0.00% 0	22.22% 2	77.78% 7	0.00% 0	9
I have changed my attitude about this subject.	0.00% 0	0.00% 0	44.44% 4	44.44% 4	11.11% 1	9

Q6 Measuring Change in Behaviour (This section does not have to be filled out by Learners)

Answered: 9 Skipped: 0



	NOT AT ALL	MAYBE	LIKELY	ABSOLUTELY	N/A	TOTAL
I plan on putting this learning to use.	0.00% 0	33.33% 3	22.22% 2	33.33% 3	11.11% 1	9
I am able to share the new knowledge/skills I have learned.	0.00% 0	0.00% 0	22.22% 2	66.67% 6	11.11% 1	9
If possible, I will integrate what I have learned into my program delivery within the next 6 months.	0.00% 0	22.22% 2	33.33% 3	33.33% 3	11.11% 1	9

Q7 Comments or Suggestions

Answered: 1 Skipped: 8

#	RESPONSES	DATE
1	Awesome presentation! So much content - so much to learn. Will definitely look into this!	7/3/2018 11:04 AM