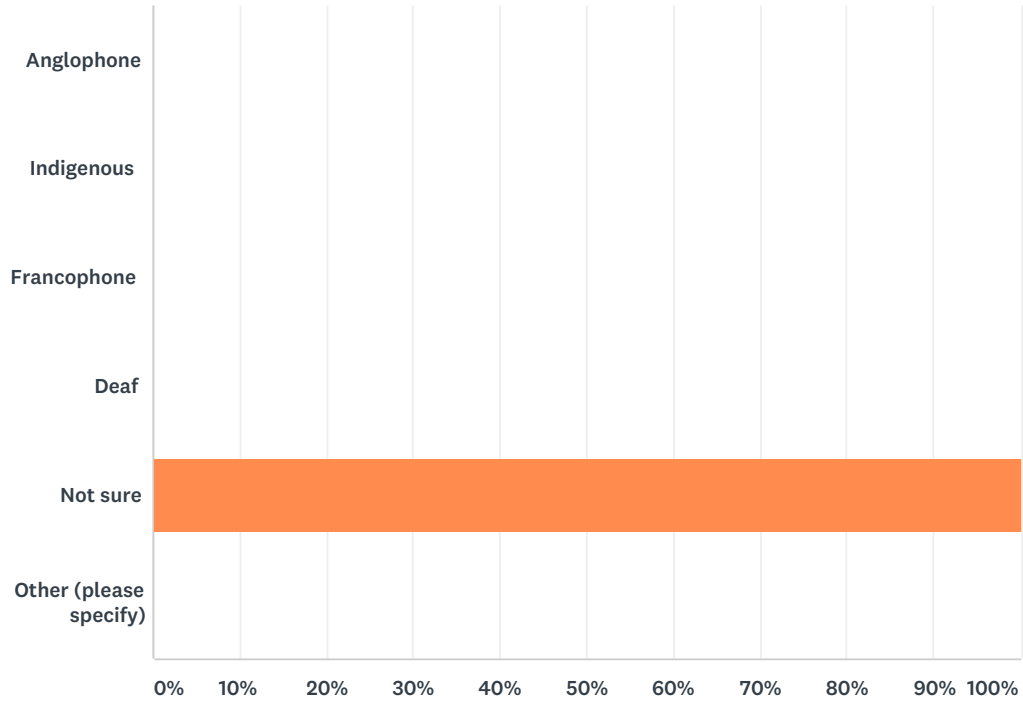


Q1 Stream:

Answered: 7 Skipped: 0

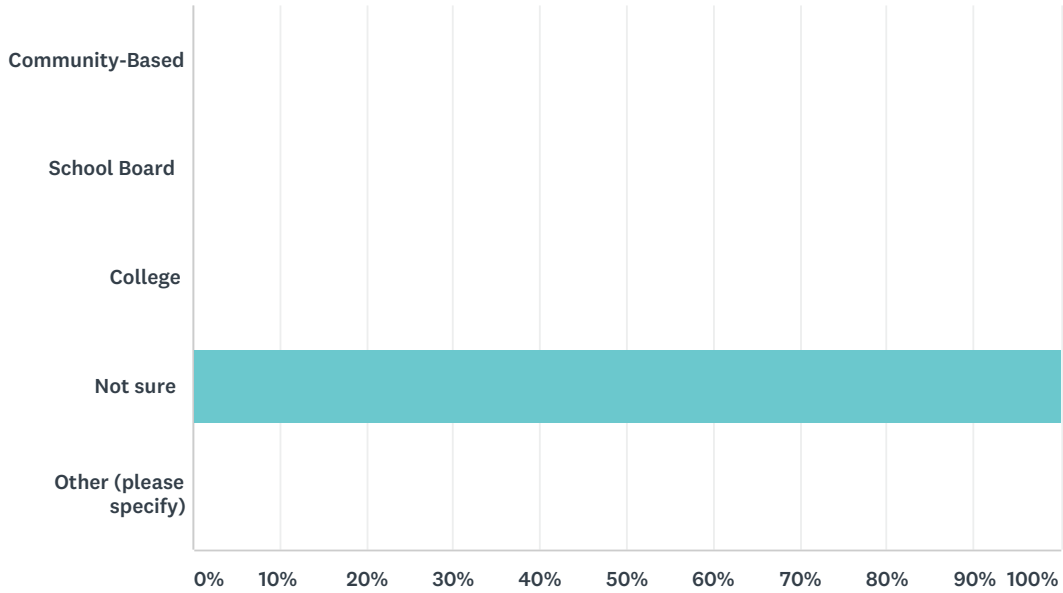


| ANSWER CHOICES | RESPONSES | |
|------------------------|-----------|----------|
| Anglophone | 0.00% | 0 |
| Indigenous | 0.00% | 0 |
| Francophone | 0.00% | 0 |
| Deaf | 0.00% | 0 |
| Not sure | 100.00% | 7 |
| Other (please specify) | 0.00% | 0 |
| TOTAL | | 7 |

| # | OTHER (PLEASE SPECIFY) | DATE |
|---|-------------------------|------|
| | There are no responses. | |

Q2 Sector:

Answered: 7 Skipped: 0




| ANSWER CHOICES | RESPONSES |
|------------------------|-----------|
| Community-Based | 0.00% 0 |
| School Board | 0.00% 0 |
| College | 0.00% 0 |
| Not sure | 100.00% 7 |
| Other (please specify) | 0.00% 0 |
| TOTAL | 7 |

| # | OTHER (PLEASE SPECIFY) | DATE |
|---|-------------------------|------|
| | There are no responses. | |

Q3 Literacy Student

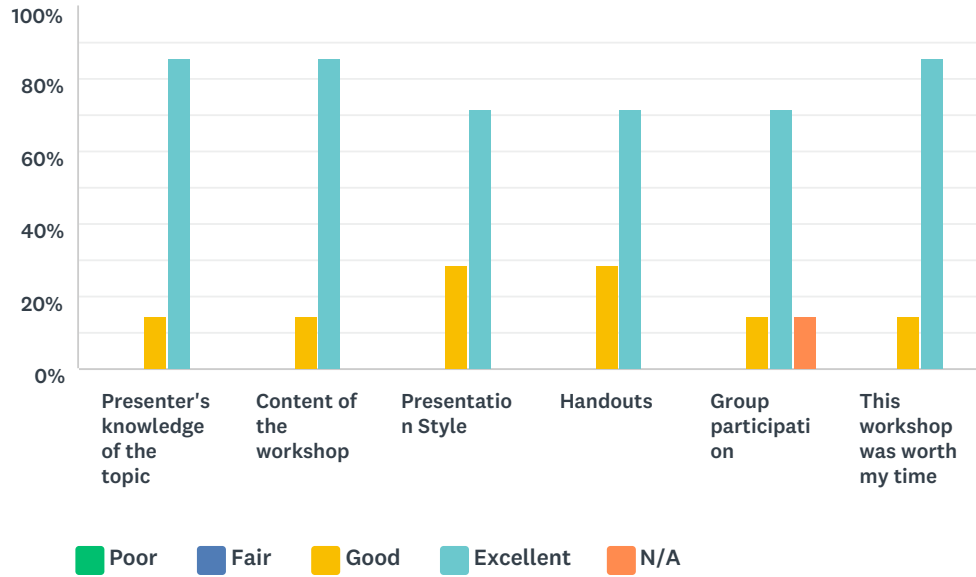
Answered: 7 Skipped: 0



| ANSWER CHOICES | RESPONSES | |
|----------------|-----------|---|
| Yes | 0.00% | 0 |
| No | 0.00% | 0 |
| No reply | 100.00% | 7 |
| TOTAL | | 7 |

Q4 Measuring Reaction

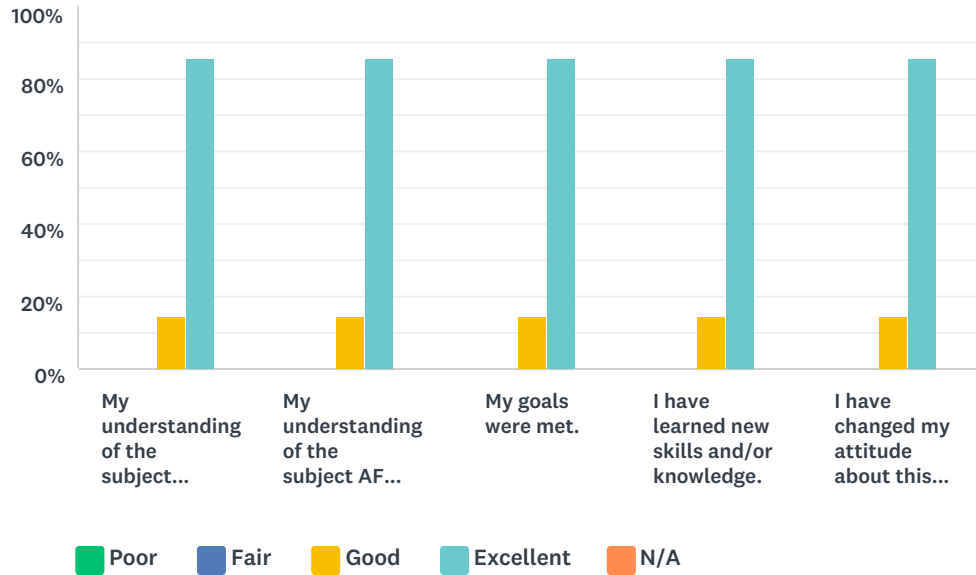
Answered: 7 Skipped: 0



| | POOR | FAIR | GOOD | EXCELLENT | N/A | TOTAL |
|------------------------------------|------------|------------|-------------|-------------|-------------|-------|
| Presenter's knowledge of the topic | 0.00% 0 | 0.00% 0 | 14.29% 1 | 85.71% 6 | 0.00% 0 | 7 |
| Content of the workshop | 0.00% 0 | 0.00% 0 | 14.29% 1 | 85.71% 6 | 0.00% 0 | 7 |
| Presentation Style | 0.00% 0 | 0.00% 0 | 28.57% 2 | 71.43% 5 | 0.00% 0 | 7 |
| Handouts | 0.00% 0 | 0.00% 0 | 28.57% 2 | 71.43% 5 | 0.00% 0 | 7 |
| Group participation | 0.00% 0 | 0.00% 0 | 14.29% 1 | 71.43% 5 | 14.29% 1 | 7 |
| This workshop was worth my time | 0.00% 0 | 0.00% 0 | 14.29% 1 | 85.71% 6 | 0.00% 0 | 7 |

Q5 Measuring Learning

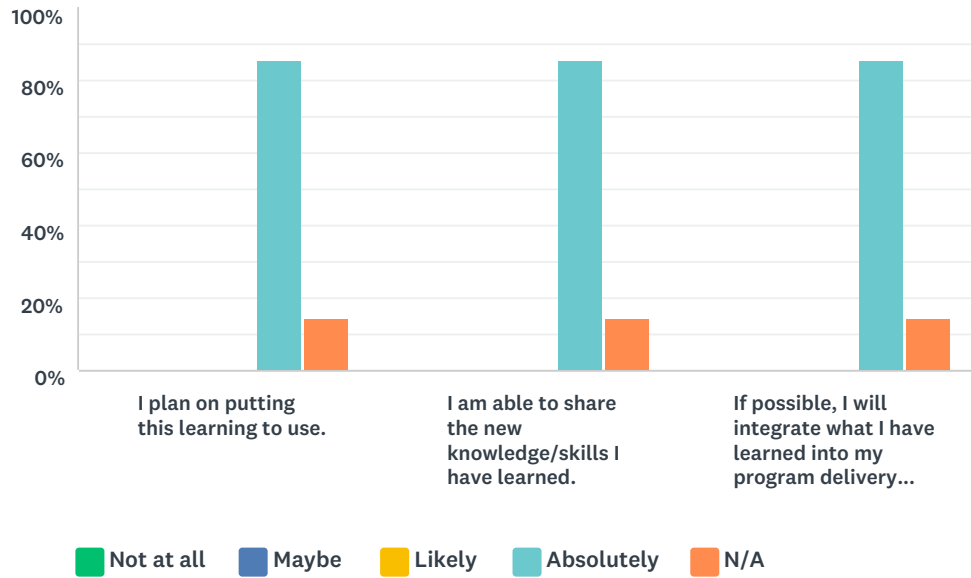
Answered: 7 Skipped: 0



| | POOR | FAIR | GOOD | EXCELLENT | N/A | TOTAL |
|--|------------|------------|-------------|-------------|------------|-------|
| My understanding of the subject BEFORE the workshop. | 0.00% 0 | 0.00% 0 | 14.29% 1 | 85.71% 6 | 0.00% 0 | 7 |
| My understanding of the subject AFTER the workshop. | 0.00% 0 | 0.00% 0 | 14.29% 1 | 85.71% 6 | 0.00% 0 | 7 |
| My goals were met. | 0.00% 0 | 0.00% 0 | 14.29% 1 | 85.71% 6 | 0.00% 0 | 7 |
| I have learned new skills and/or knowledge. | 0.00% 0 | 0.00% 0 | 14.29% 1 | 85.71% 6 | 0.00% 0 | 7 |
| I have changed my attitude about this subject. | 0.00% 0 | 0.00% 0 | 14.29% 1 | 85.71% 6 | 0.00% 0 | 7 |

Q6 Measuring Change in Behaviour (This section does not have to be filled out by Learners)

Answered: 7 Skipped: 0



| | NOT AT ALL | MAYBE | LIKELY | ABSOLUTELY | N/A | TOTAL |
|--|------------|------------|------------|-------------|-------------|-------|
| I plan on putting this learning to use. | 0.00% 0 | 0.00% 0 | 0.00% 0 | 85.71% 6 | 14.29% 1 | 7 |
| I am able to share the new knowledge/skills I have learned. | 0.00% 0 | 0.00% 0 | 0.00% 0 | 85.71% 6 | 14.29% 1 | 7 |
| If possible, I will integrate what I have learned into my program delivery within the next 6 months. | 0.00% 0 | 0.00% 0 | 0.00% 0 | 85.71% 6 | 14.29% 1 | 7 |

Q7 Comments or Suggestions

Answered: 0 Skipped: 7

| # | RESPONSES | DATE |
|---|-------------------------|------|
| | There are no responses. | |