

**Measuring and Celebrating Success
LLO Conference 2014**

**Old Books: Amazing You
Workshop 9 Presenter: Pam Cousins & Joanne Kaattari**

Total Number of Participants:		<i>16 (16 completed evaluations)</i>
Stream	Anglophone	<i>5</i>
	Native	<i>3</i>
	Other	<i>-</i>
	Did not indicate	<i>8</i>
Total Number willing to be contacted in the future about the impact of knowledge gained		<i>5</i>

1. MEASURING REACTION

Item	Poor	Fair	Good	Excellent	No reply
Presenter's knowledge of the topic	<i>1</i>	<i>1</i>	<i>4</i>	<i>11</i>	<i>-</i>
Content of the workshop	<i>-</i>	<i>-</i>	<i>3</i>	<i>13</i>	<i>-</i>
Presentation Style	<i>-</i>	<i>-</i>	<i>3</i>	<i>13</i>	<i>-</i>
Handouts	<i>-</i>	<i>1</i>	<i>2</i>	<i>13</i>	<i>-</i>
Group participation	<i>-</i>	<i>-</i>	<i>4</i>	<i>12</i>	<i>-</i>
This workshop was worth my time	<i>-</i>	<i>-</i>	<i>3</i>	<i>13</i>	<i>-</i>

2. MEASURING LEARNING

Item	Poor	Fair	Good	Excellent	No reply
My understanding of the subject BEFORE workshop	<i>2</i>	<i>2</i>	<i>6</i>	<i>6</i>	<i>-</i>
My understanding of the subject AFTER workshop	<i>-</i>	<i>-</i>	<i>4</i>	<i>8</i>	<i>-</i>

7/16 (over 43%) of participants have greater understanding of topic after taking workshop.
Note: 9 participants indicated 'good' or 'excellent' understanding BEFORE and AFTER the workshop.

My goals were met.	<i>-</i>	<i>-</i>	<i>5</i>	<i>7</i>	<i>-</i>
I have learned new skills and/or knowledge.	<i>-</i>	<i>-</i>	<i>4</i>	<i>8</i>	<i>-</i>
I have changed my attitude about this subject.	<i>1</i>	<i>-</i>	<i>3</i>	<i>8</i>	<i>-</i>

3. MEASURING CHANGE IN BEHAVIOUR

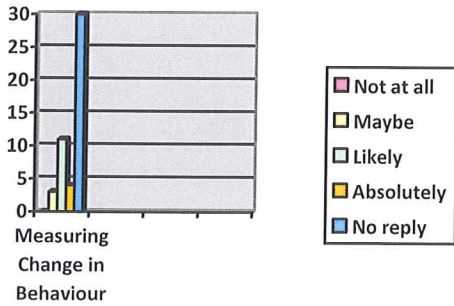
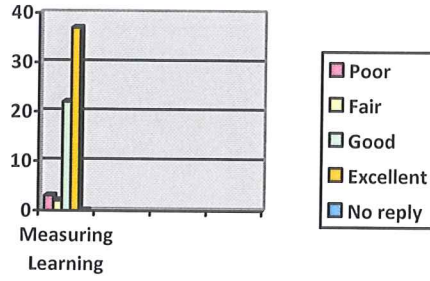
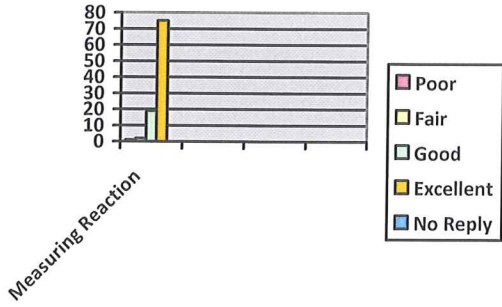
This section does not have to be filled out by learners.

Item	Not at all	Maybe	Likely	Absolutely	No reply
I plan on putting this learning to use.	<i>-</i>	<i>1</i>	<i>4</i>	<i>1</i>	<i>10</i>
I am able to share the new knowledge/skills I have learned.	<i>-</i>	<i>1</i>	<i>2</i>	<i>3</i>	<i>10</i>
If possible, I will integrate what I have learned into my program delivery within the next 6 months.	<i>-</i>	<i>1</i>	<i>5</i>	<i>-</i>	<i>10</i>

7/16 (over 43%) plan to incorporate what they learned into their work.
Note: 9 participants did not complete this section as they were likely students.
100% of those that did complete this section plan to incorporate what they learned into their work.

Measuring and Celebrating Success

LLO Conference 2014



Comments:

✚ Fun! Fun! Fun!

✚ I love crafts!