

**Measuring and Celebrating Success  
LLO Conference 2014**

**Your Words Count  
Workshop 20 Presenter: Jo Cryderman & Dave Steeves**

Total Number of Participants:		<i>15 (15 completed evaluations)</i>
Stream	Anglophone	5
	Native	2
	Other	-
	Did not indicate	8
Total Number willing to be contacted in the future about the impact of knowledge gained		2

**1. MEASURING REACTION**

Item	Poor	Fair	Good	Excellent	No reply
Presenter's knowledge of the topic	-	1	8	6	-
Content of the workshop	-	2	7	6	-
Presentation Style	-	-	9	6	-
Handouts	-	-	8	7	-
Group participation	-	-	8	7	-
This workshop was worth my time	-	-	8	7	-

**2. MEASURING LEARNING**

Item	Poor	Fair	Good	Excellent	No reply
My understanding of the subject BEFORE workshop	1	3	6	5	-
My understanding of the subject AFTER workshop	-	1	9	5	-

6/15 (40%) of participants have greater understanding of topic after taking workshop.  
Note: 9 participants indicated 'good' or 'excellent' understanding BEFORE and AFTER the workshop.

My goals were met.	-	3	6	6	-
I have learned new skills and/or knowledge.	-	2	8	5	-
I have changed my attitude about this subject.	-	3	7	5	-

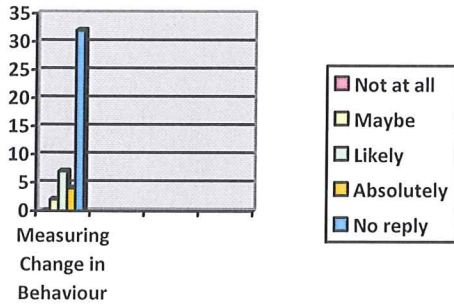
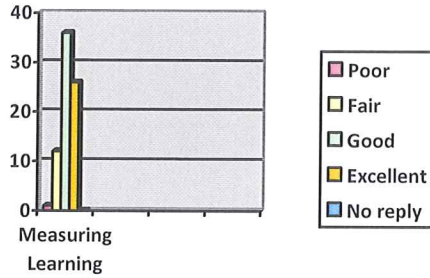
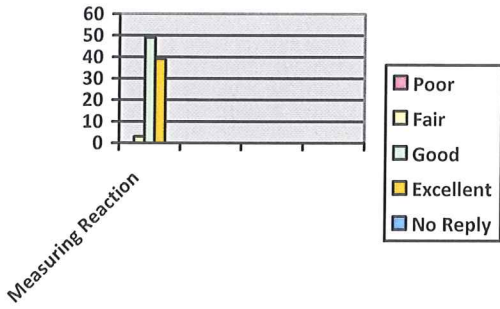
**3. MEASURING CHANGE IN BEHAVIOUR**

*This section does not have to be filled out by learners.*

Item	Not at all	Maybe	Likely	Absolutely	No reply
I plan on putting this learning to use.	-	-	3	1	11
I am able to share the new knowledge/skills I have learned.	-	1	3	1	10
If possible, I will integrate what I have learned into my program delivery within the next 6 months.	-	1	1	2	11

5/15 plan to incorporate what they learned into their work.  
Note: 10 participants did not complete this section as they were likely students.  
100% of those that did complete this section plan to incorporate what they learned into their work.

## Measuring and Celebrating Success LLO Conference 2014



n

Comments:

✚ It is a really good workshop!

✚ Thank-You!