

**Measuring and Celebrating Success
LLO Conference 2014**

**Express And Engage
Workshop 19 Presenter: Simon Malbogat & Danielle Carr**

Total Number of Participants:		<i>10 (9 completed evaluations)</i>
Stream	Anglophone	-
	Native	1
	Other	<i>1 Francophone</i>
	Did not indicate	7
Total Number willing to be contacted in the future about the impact of knowledge gained		1

1. MEASURING REACTION

Item	Poor	Fair	Good	Excellent	No reply
Presenter's knowledge of the topic	-	-	4	5	-
Content of the workshop	-	2	1	6	-
Presentation Style	-	1	2	6	-
Handouts	-	1	1	5	2
Group participation	-	-	4	5	-
This workshop was worth my time	-	-	3	6	-

2. MEASURING LEARNING

Item	Poor	Fair	Good	Excellent	No reply
My understanding of the subject BEFORE workshop	1	1	4	3	-
My understanding of the subject AFTER workshop	-	-	3	6	-

5/9 (over 55%) of participants have greater understanding of topic after taking workshop.

Note: 4 participants indicated 'good' or 'excellent' understanding BEFORE and AFTER the workshop.

My goals were met.	-	-	5	4	-
I have learned new skills and/or knowledge.	-	1	2	6	-
I have changed my attitude about this subject.	-	1	3	5	-

3. MEASURING CHANGE IN BEHAVIOUR

This section does not have to be filled out by learners.

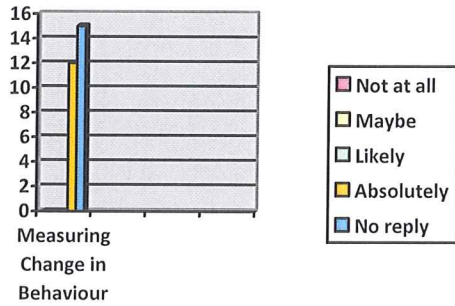
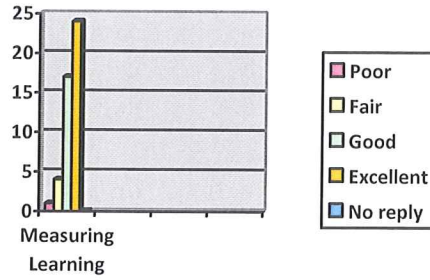
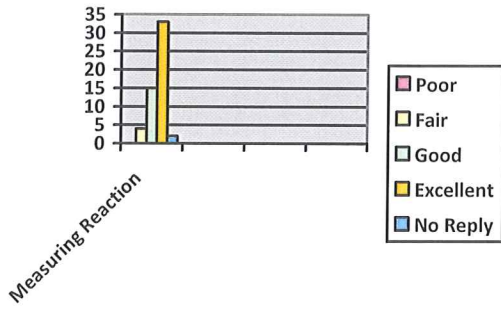
Item	Not at all	Maybe	Likely	Absolutely	No reply
I plan on putting this learning to use.	-	-	-	4	5
I am able to share the new knowledge/skills I have learned.	-	-	-	4	5
If possible, I will integrate what I have learned into my program delivery within the next 6 months.	-	-	-	4	5

4/9 (over 44%) plan to incorporate what they learned into their work.

Note: 5 participants did not complete this section as they were likely students.

100% of those who completed this section plan to incorporate what they learned into their work.

Measuring and Celebrating Success LLO Conference 2014



Comments:

✚ Great Workshop!

✚ It was a lot of fun! Thank-You!