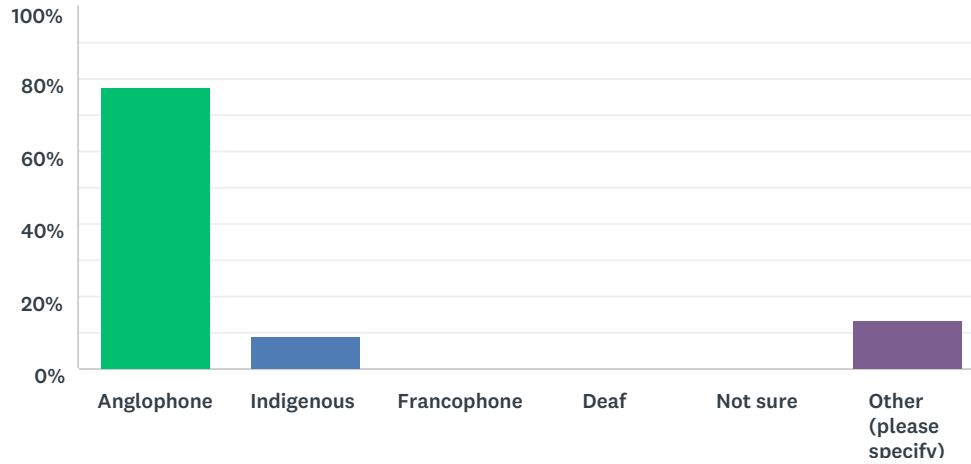


Q1 Stream:

Answered: 22 Skipped: 6

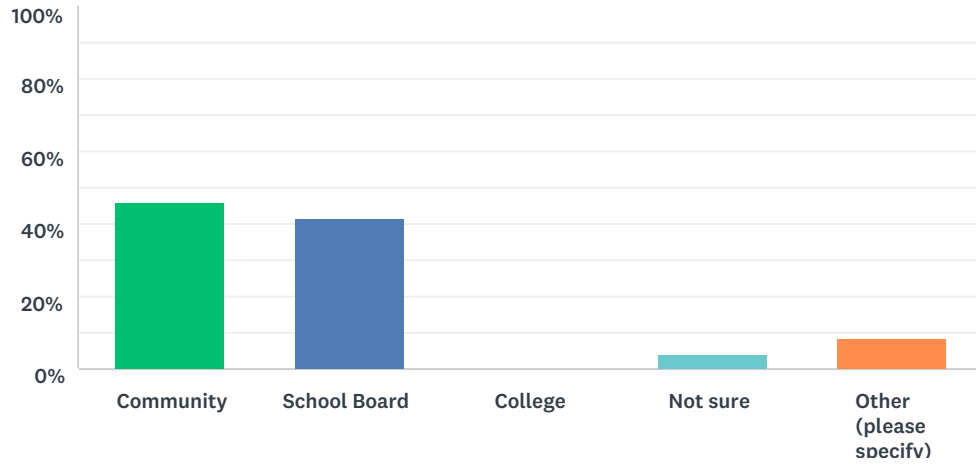


ANSWER CHOICES	RESPONSES	
Anglophone	77.27%	17
Indigenous	9.09%	2
Francophone	0.00%	0
Deaf	0.00%	0
Not sure	0.00%	0
Other (please specify)	13.64%	3
TOTAL		22

#	OTHER (PLEASE SPECIFY)	DATE
1	Anglophone and Francophone	6/18/2019 3:54 PM
2	Anglophone and Deaf	6/18/2019 3:51 PM
3	Anglophone and Indigenous	6/18/2019 3:50 PM

Q2 Sector:

Answered: 24 Skipped: 4

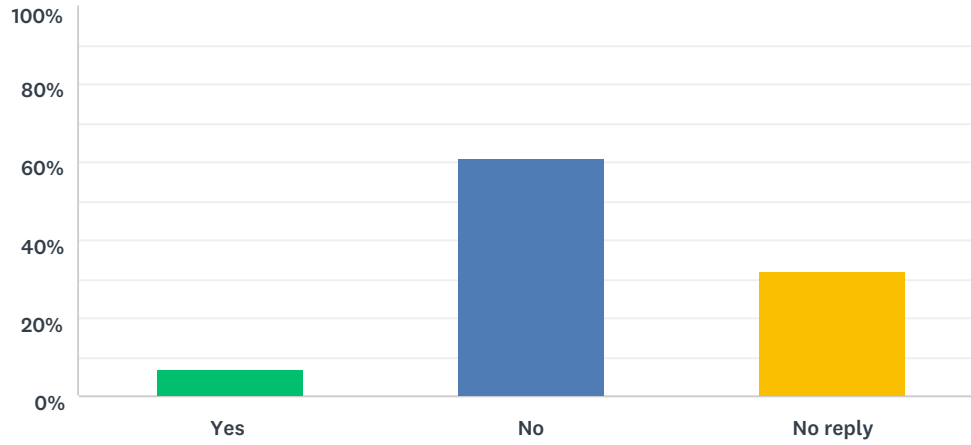


ANSWER CHOICES	RESPONSES	
Community	45.83%	11
School Board	41.67%	10
College	0.00%	0
Not sure	4.17%	1
Other (please specify)	8.33%	2
TOTAL		24

#	OTHER (PLEASE SPECIFY)	DATE
1	Community-Based and College	6/18/2019 3:54 PM
2	Online	6/18/2019 3:52 PM

Q3 Literacy Student

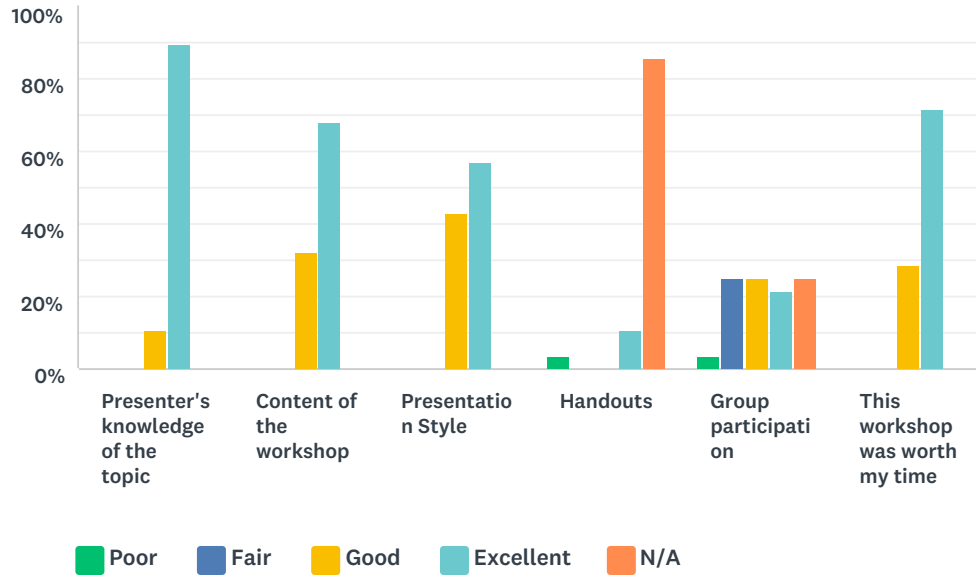
Answered: 28 Skipped: 0



ANSWER CHOICES	RESPONSES	
Yes	7.14%	2
No	60.71%	17
No reply	32.14%	9
TOTAL		28

Q4 Measuring Reaction

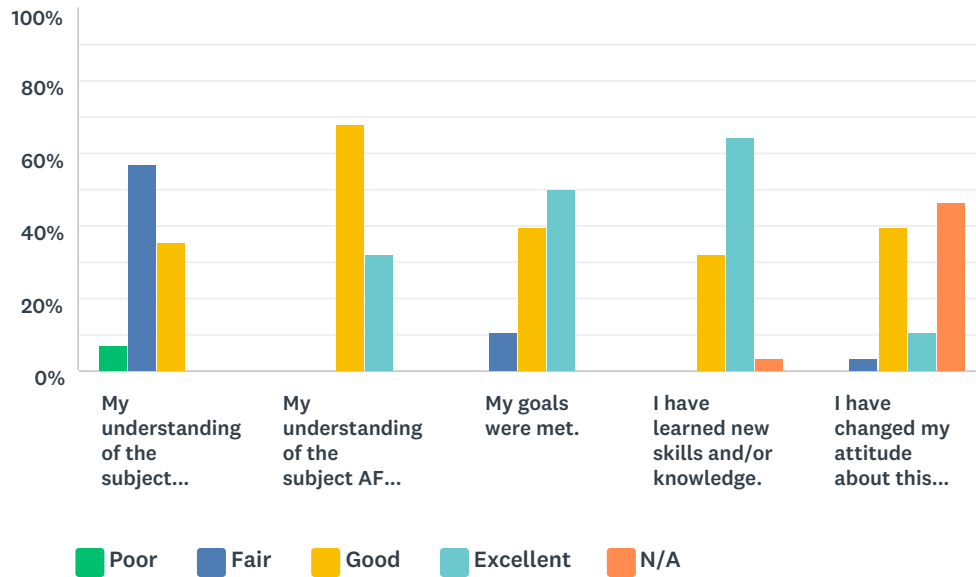
Answered: 28 Skipped: 0



	POOR	FAIR	GOOD	EXCELLENT	N/A	TOTAL
Presenter's knowledge of the topic	0.00% 0	0.00% 0	10.71% 3	89.29% 25	0.00% 0	28
Content of the workshop	0.00% 0	0.00% 0	32.14% 9	67.86% 19	0.00% 0	28
Presentation Style	0.00% 0	0.00% 0	42.86% 12	57.14% 16	0.00% 0	28
Handouts	3.57% 1	0.00% 0	0.00% 0	10.71% 3	85.71% 24	28
Group participation	3.57% 1	25.00% 7	25.00% 7	21.43% 6	25.00% 7	28
This workshop was worth my time	0.00% 0	0.00% 0	28.57% 8	71.43% 20	0.00% 0	28

Q5 Measuring Learning

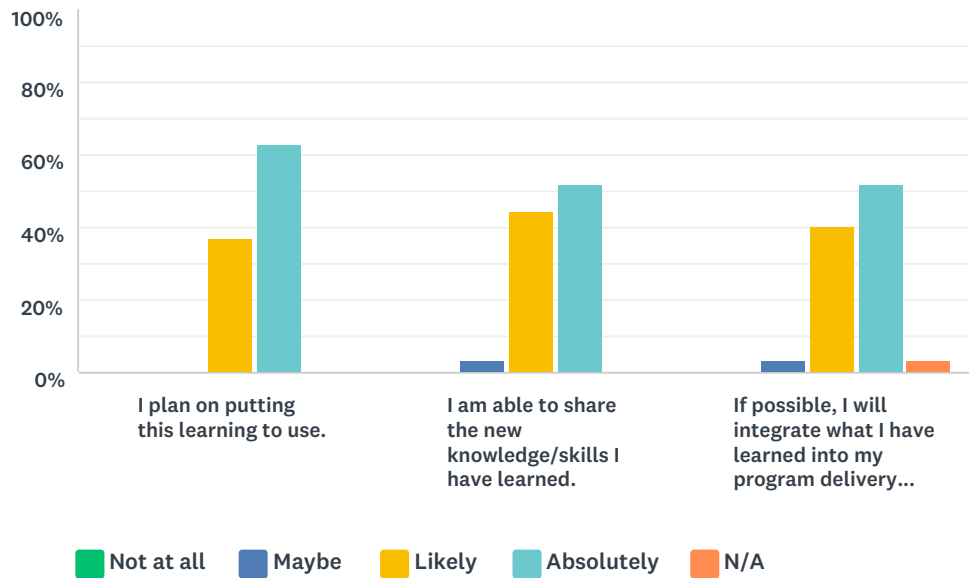
Answered: 28 Skipped: 0



	POOR	FAIR	GOOD	EXCELLENT	N/A	TOTAL
My understanding of the subject BEFORE the workshop.	7.14% 2	57.14% 16	35.71% 10	0.00% 0	0.00% 0	28
My understanding of the subject AFTER the workshop.	0.00% 0	0.00% 0	67.86% 19	32.14% 9	0.00% 0	28
My goals were met.	0.00% 0	10.71% 3	39.29% 11	50.00% 14	0.00% 0	28
I have learned new skills and/or knowledge.	0.00% 0	0.00% 0	32.14% 9	64.29% 18	3.57% 1	28
I have changed my attitude about this subject.	0.00% 0	3.57% 1	39.29% 11	10.71% 3	46.43% 13	28

Q6 Measuring Change in Behaviour(This section does not have to be filled out by Learners)

Answered: 27 Skipped: 1



	NOT AT ALL	MAYBE	LIKELY	ABSOLUTELY	N/A	TOTAL
I plan on putting this learning to use.	0.00% 0	0.00% 0	37.04% 10	62.96% 17	0.00% 0	27
I am able to share the new knowledge/skills I have learned.	0.00% 0	3.70% 1	44.44% 12	51.85% 14	0.00% 0	27
If possible, I will integrate what I have learned into my program delivery within the next 6 months.	0.00% 0	3.70% 1	40.74% 11	51.85% 14	3.70% 1	27

Q7 Comments or Suggestions

Answered: 3 Skipped: 25

#	RESPONSES	DATE
1	Handouts would be useful.	6/18/2019 3:27 PM
2	Excellent material, confirmation that I am doing a good job with my students, learned new strategies, excellent workshop!	6/18/2019 3:21 PM
3	I always compare presentations to "How Difficult is it?" This presentation would apply to ALL teaching activities. It could be part of a tutor training program. The "How Difficult" video shows US what the learner is going through. She should have a "presenter" tool.	6/18/2019 3:14 PM