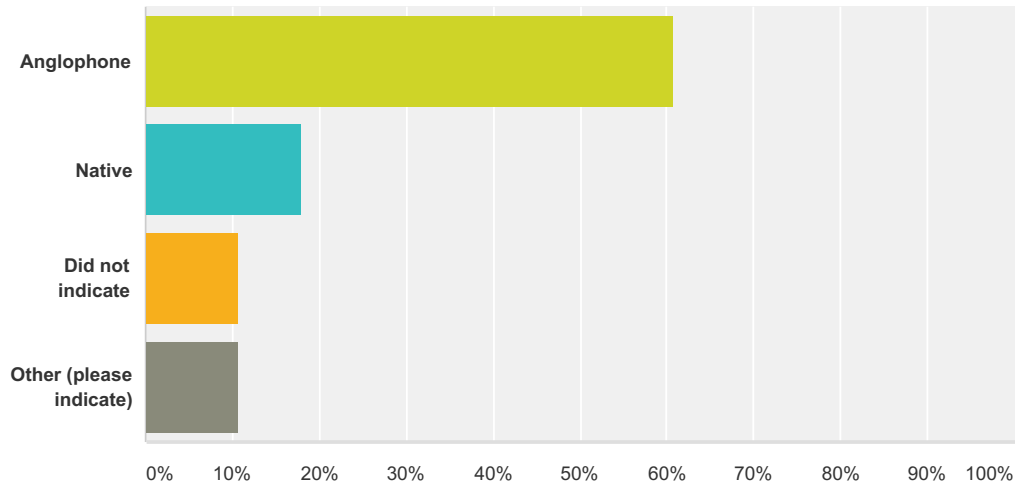


### Q1 Stream:

Answered: 28 Skipped: 0

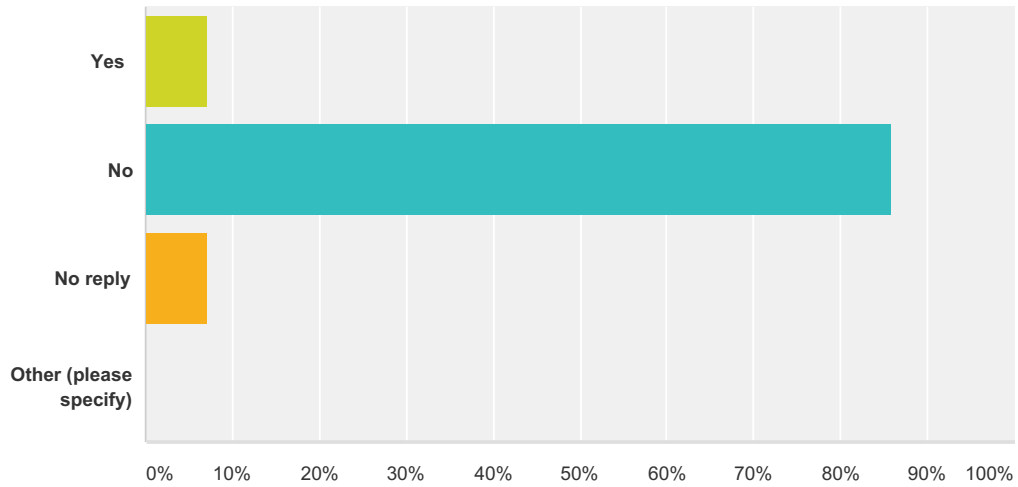


Answer Choices	Responses
Anglophone	60.71% 17
Native	17.86% 5
Did not indicate	10.71% 3
Other (please indicate)	10.71% 3
<b>Total</b>	<b>28</b>

#	Other (please indicate)	Date
1	Deaf	6/27/2016 12:21 PM
2	All	6/27/2016 12:19 PM
3	Deaf	6/27/2016 12:15 PM

### Q2 Literacy Student

Answered: 28 Skipped: 0

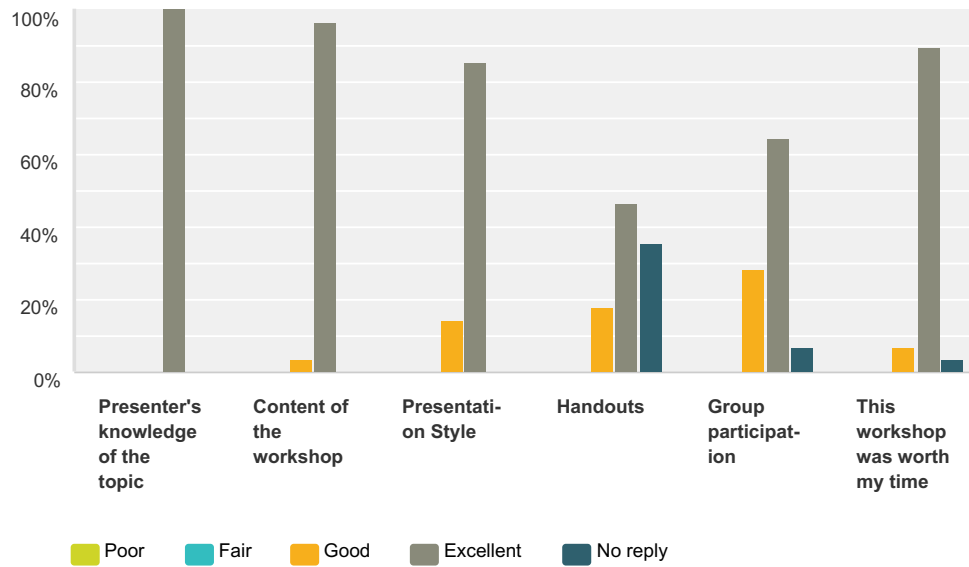


Answer Choices	Responses
Yes	7.14% 2
No	85.71% 24
No reply	7.14% 2
Other (please specify)	0.00% 0
<b>Total</b>	<b>28</b>

#	Other (please specify)	Date
	There are no responses.	

### Q3 Measuring Reaction

Answered: 28 Skipped: 0



	Poor	Fair	Good	Excellent	No reply	Total
Presenter's knowledge of the topic	0.00% 0	0.00% 0	0.00% 0	100.00% 28	0.00% 0	28
Content of the workshop	0.00% 0	0.00% 0	3.57% 1	96.43% 27	0.00% 0	28
Presentation Style	0.00% 0	0.00% 0	14.29% 4	85.71% 24	0.00% 0	28
Handouts	0.00% 0	0.00% 0	17.86% 5	46.43% 13	35.71% 10	28
Group participation	0.00% 0	0.00% 0	28.57% 8	64.29% 18	7.14% 2	28
This workshop was worth my time	0.00% 0	0.00% 0	7.14% 2	89.29% 25	3.57% 1	28

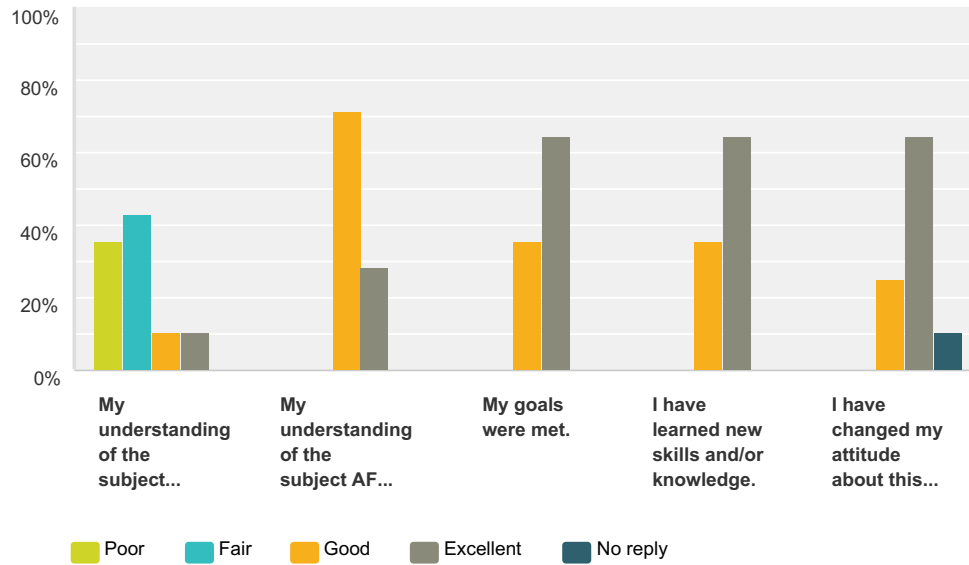
### Q4 Do you have any other comments, questions, or concerns?

Answered: 3 Skipped: 25

#	Responses	Date
1	Online handouts were awesome.	6/27/2016 12:30 PM
2	There were no handouts.	6/27/2016 12:27 PM
3	There were no handouts?	6/27/2016 12:26 PM

### Q5 Measuring Learning

Answered: 28 Skipped: 0



	Poor	Fair	Good	Excellent	No reply	Total
My understanding of the subject BEFORE the workshop.	35.71% 10	42.86% 12	10.71% 3	10.71% 3	0.00% 0	28
My understanding of the subject AFTER the workshop.	0.00% 0	0.00% 0	71.43% 20	28.57% 8	0.00% 0	28
My goals were met.	0.00% 0	0.00% 0	35.71% 10	64.29% 18	0.00% 0	28
I have learned new skills and/or knowledge.	0.00% 0	0.00% 0	35.71% 10	64.29% 18	0.00% 0	28
I have changed my attitude about this subject.	0.00% 0	0.00% 0	25.00% 7	64.29% 18	10.71% 3	28

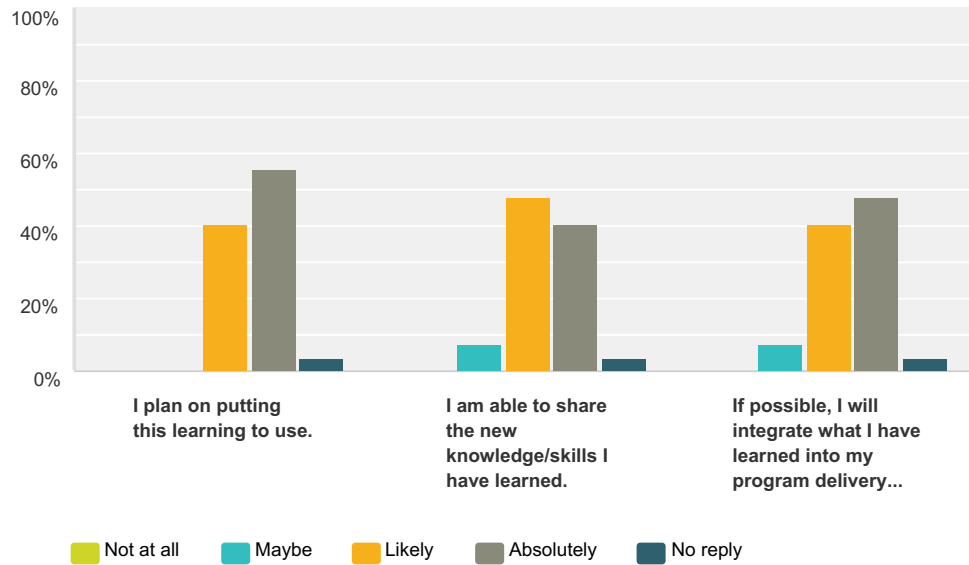
### Q6 Do you have any other comments, questions, or concerns?

Answered: 1 Skipped: 27

#	Responses	Date
1	I did not have an attitude to begin with.	6/27/2016 12:24 PM

### Q7 Measuring Change in Behaviour(This section does not have to be filled out by Learners)

Answered: 27 Skipped: 1



	Not at all	Maybe	Likely	Absolutely	No reply	Total
I plan on putting this learning to use.	0.00% 0	0.00% 0	40.74% 11	55.56% 15	3.70% 1	27
I am able to share the new knowledge/skills I have learned.	0.00% 0	7.41% 2	48.15% 13	40.74% 11	3.70% 1	27
If possible, I will integrate what I have learned into my program delivery within the next 6 months.	0.00% 0	7.41% 2	40.74% 11	48.15% 13	3.70% 1	27

### Q8 Do you have any other comments, questions, or concerns?

Answered: 0 Skipped: 28

#	Responses	Date
	There are no responses.	



## Q9 General Comments or Suggestions

Answered: 3 Skipped: 25

#	Responses	Date
1	Great presentation style. Clear instructions provided, well-paced, and questions answered. Examples were provided throughout the presentation. Presenter was extremely knowledgeable and helpful. She made this presentation of difficult technology concepts run seamlessly. Very good way to make the material comprehensible to non-tech experts/teachers/students. I loved this workshop. I learned many things that I will be able to integrate into my own teaching practice. Thank you for your phenomenal presentation. Great job!	7/4/2016 4:43 PM
2	Good pace. Power points helped us keep on track. Demonstration and then trying it out worked well.	6/27/2016 12:23 PM
3	Thank you! I always learn something new with Monika.	6/27/2016 12:11 PM